NEMA **TERMINAL BLOCKS**

SERIES TB PRODUCT PROFILE



c3controls **NEMA screw clamp terminal blocks** are rated 600 volts, 25-50 amperes continuous service and will accommodate #22 to two #12 AWG wires (0.34-4mm²) per terminal. Any combination of DIN Rail Terminal Blocks may be assembled next to one another on the same mounting rail and individual blocks can quickly and easily be inserted or removed without disturbing adjacent blocks.

ENGINEERED TO HANDLE YOUR MOST COMPLEX WIRING APPLICATIONS

✓ Multiple Wire Sizes	NEMA terminal blocks accommodate #22 to two #12 AWG wires (0.34 – 4mm²).
✓ Wide Range of Operation	A wide range of NEMA terminal blocks in feed through, fusible, and disconnecting from 15A-50A, and power blocks from 115A-175A.
✓ Wiring Made Easy	Wiring to the terminal blocks is made easy by unobstructed access to terminals.
✓ Heavy Duty Construction	We mold our terminal block housings from unbreakable thermoplastic and we use quality zinc plated brass and electrolytic copper for our metal parts for excellent conductivity and to minimize corrosion.
✓ Quick Identification	Color coded blocks and terminal markers are available for easy circuit identification.
✓ Rugged Design	Our DIN rail mounting foot allows for simple mounting onto 35mm DIN rails and is designed for easy snap on, snap off assembly—the most sturdy and rugged mounting foot on the market!
✓ Time Savings	Our 2-point jumper strap can be used in our 25A feed through terminal blocks, saving valuable wiring time.
✓ Lifetime Warranty*	Every product is backed by our lifetime warranty—unmatched in the industry—bringing you quality components that perform in the most demanding applications.
✓ Guaranteed Same-Day Shipping*	Product availability reduces inventory, and improves cash-flow—saving you money. With c3controls any order for standard catalog items received by 6:00pm ET is guaranteed to ship same-day.
✓ Advantage Pricing	Our approach to product development, manufacturing, and focus on servicing the OEM and Electrical Equipment Builder reduces cost. The result—the best value in the industry.

*See c3controls Terms & Conditions

SPECIAL FEATURES

Screw Clamp

1. Snap-on, rugged DIN rail mounting foot
2. Vibration resistant zinc plated clamping system
3. Marking system for fast circuit identification

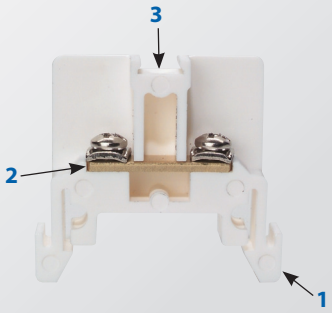

Power Blocks

1. Power Terminal Blocks (115A & 175A) 1 line in & 1 line out
2. Power Distribution Blocks (115A & 175A) 1 line in & 4 lines out
3. Base or DIN rail mountings available
4. Marking covers provide IP20 finger safe protection and ease of labeling



c3controls®
PO Box 496 • Beaver, PA 15009
724.775.7926 • www.c3controls.com

NEMA **TERMINAL BLOCKS**

SPECIFICATIONS

		Screw Clamp	Power Blocks
	UNITS		
SPECIFICATIONS			
Voltage Ratings	V	600	600
Maximum Current	A	25 ~ 50	115 ~ 175
WIRE RANGE			
AWG Conductor		22 ~ 8	14 ~ 2/0
FUSE INFORMATION			
Fuse Ratings		13/32" Diameter x 1-1/2" Fuses	N/A
DIMENSIONS			
Terminal Block Width	mm	9.5	19.1 ~ 22.5
Terminal Block Height	mm	41.3	49.2 ~ 54
ROHS COMPLIANCE	For RoHS compliance documentation by product, refer to www.c3controls.com.		

For complete ratings and detailed specifications refer to www.c3controls.com.

DIMENSIONS

25A Feed Through Terminal Block (Modular)

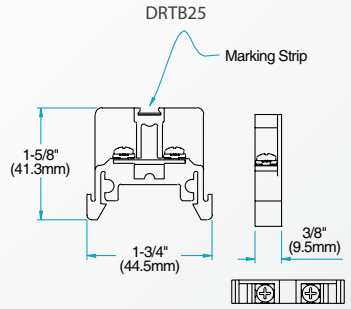

50A Feed Through Terminal Block (Box Type)

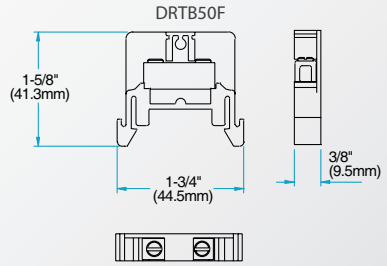

115A Terminal/Distributlon Blocks

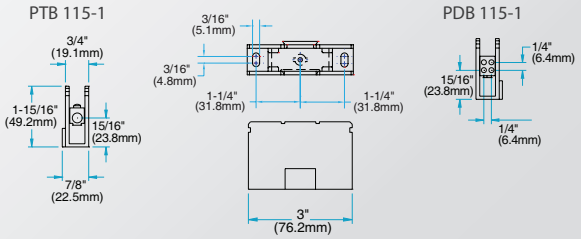

175A Terminal/Distributlon Blocks

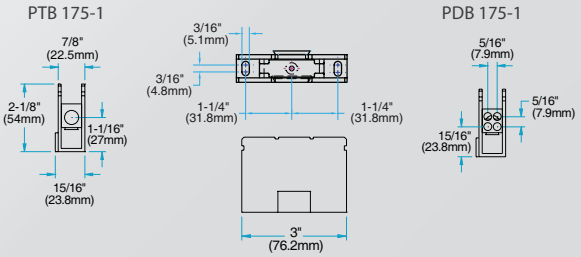

CERTIFICATIONS

Conformity to Standards:
SERIES TB (NEMA)
UL 1059, 486

Certifications:
UL File #: E145984 (Guide XCFR2)

SERIES TB (NEMA): POWER TERMINAL BLOCKS
UL 1059
CSA C22.2 No. 65, 188

UL File #: E145984 (Guide XCFR2)
CSA File#: 47446

Visit www.c3controls.com to download product certifications.

REVISION 07.30.2014

c3controls®

Copyright © 2014 c3controls. All Rights Reserved.